


Together @ Home

Here are some activities you could do together as a family, begin with the story and then do as many or as few as you like, in any order.



Bible Passage

Today we will be exploring together, the story of Abraham being promised a family.

You can find the story in your Bible in:

Genesis 18:1-15 and 21:1-7

Read the story together – choose a Bible translation or children's story version which best suits your group.



A prayer to say together

Dear God,

Thank you for the story of Abraham that reminds us that you always keep your promises.

Help us to be patient and trust in you if there are things we are waiting and praying for.

Thank you that we are your children who you love. We pray for all our friends and family who don't yet know you, that they would come into your family and know you as a father.

Amen

Discussion

A question for adults to ask children

How old was Abraham when Isaac was born?

Wow! Abraham was 100 years old when Isaac was born. If you look in your Bible in Genesis Chapter 12 you can read where God promised Abraham that he would be the father of many nations. You can trace the family tree of Jesus all the way back through Abraham – this was all part of God's big plan.

Abraham was 75 years old when God promised him a child, he was known as Abram which means 'high father' but God said that he should be known as 'Abraham' which means father to many! God's promise came true but Abraham had to wait 25 years to meet his son Isaac!

A question for children to ask adults

Do you remember how it felt the day I joined your family?

Every family is different but there is always an element of waiting for a new child. Imagine how God our Father feels as he waits for all those in the world who do not know him as their Father yet.

Family Activity 1

You will need: Paper, pens, any craft materials you would like to use, scissors, glue

Why not create your own family portrait, get each member of the family to draw another family member. When you have all finished your pictures cut around the people and then overlap them and stick them onto another piece of paper to make a family portrait.





A verse to remember

Psalm 116 v 7

I said to myself, "Relax, because the Lord takes care of you."

Sometimes waiting for something can be really difficult, you might feel excited or worried and it is all you can think about. Abraham had to wait twenty five years for God's promise to be fulfilled. Whatever we are waiting for we can relax and know that God takes care of us and always keeps his promises.

Try to learn this verse together, you could come up with some actions to help you remember it . Why not decorate the verse on a piece of paper or card together and put it up somewhere to remind you of it through the week?

Family Activity 2

You will need: A timer


You will need: A timer / clock

Practice patience together by playing 'The Minute Game'. One person has a clock or phone timer, this person tells everybody when to begin. Everybody else must stand up, they must sit down when they think a minute has passed – they are not allowed to cheat by looking at a watch or clock. Once everybody has sat down the person watching the timer should say who was closest.



Active Prayer

Just like Abraham God has amazing plans for our futures. Why not spend some time listening to God. Find a quiet and comfortable space and lie down or sit. Ask God to speak to you and then listen to what God has to say. Remember that God can speak to us in many different ways, through words, feelings, visions, dreams or pictures in our imaginations.



Applying Patience and Trust

Abraham knew that God was faithful and would do what he had promised but he had to be patient and wait for God's timing.

Many schools are now gradually reopening – it can be hard to watch some children able to return and be with their friends while others cannot. For some they may be back at school but longing for their days at school to return to normal.

Why not take some time with children writing or drawing what they would like their school life to look like again? Bring what is shared to God in prayer and ask for patience while you wait for them. You could keep the writings or drawings as a prayer focus and a reminder to trust in God.

If your child does not attend school you could also complete this activity thinking about other areas of your life, such as church and activities which are changed during these times of lockdown.



A colouring page you could print and colour together

Psalm 116 v 7

“ I said to
myself, “Relax,
because the
Lord takes
care of you.” ”

PUZZLE SHEET

God changed Abram's name to Abraham. Abram meant father, but Abraham meant father of MANY.

Can you change one letter at a time to travel down the word ladder?



rug

car





God promised Abraham that he would have more descendants than the stars in the sky.

Join the dots from 1-25 to see what constellation the stars make. Then colour the picture.

Abraham had to be patient and trust in God, he had to wait twenty-five years before he had a son, Isaac. But God's plan was far bigger... Abraham's family tree would stretch all the way to Jesus.

Can you find your way through the maze from Abraham to Jesus?



Together @ Home



Here are some activities you could do together as a family, begin with the story and then do as many or as few as you like, in any order.

Bible Passage

Today we will be exploring together, the story of God keeping his promises to Abraham.

You can find the story in your Bible in:

Genesis 21:1-21

Read the story together – choose a Bible translation or children's story version which best suits your group.



A prayer to say together

Dear God,

Thank you for the story of Abraham that reminds us that you always keep your promises.

Thank you that you give abundantly, that you kept your promise to Abraham, Isaac and Ishmael. Thank you that you care for each of us and can give us all that we need and more.

We pray for all those in the world who are struggling to have what they need, that you would be their provider and protector.

Amen

Discussion

A question for adults to ask children
What promises had God made to Abraham?

God had promised Abraham that he would be the father of many nations – Abraham and his wife Sarah doubted that God could give them a son, so Abraham had a son with Hagar, a boy called Ishmael. When Isaac came along there was rivalry between Abraham's two wives and sons.

But God always keeps his promises and his love is big enough to go around. God showed his love and protection for both Ishmael and Isaac. Isaac would be the father of Jacob from whom all the Israelites came. Ishmael would also have many descendants who would be known as Ishmaelites. Many years later they would play a key part in the story of Joseph, we'll be thinking about that story in a few weeks. God kept his promise twice over!

A question for children to ask adults
Can you think of a time when God kept a promise to you?

The Bible is full of promises, it is great to recognise when God fulfils his promises to us in the small things as well as the large. God provides for our needs on a daily basis and is with us wherever we go.

Family Activity 1

You will need: Pens, paper, craft materials



In today's story God remembered his promise to Abraham and fulfilled it for both his children. We can read God's promises to us in the Bible and know that they are for all of us and for all those who accept God's love.

Find a promise verse in the Bible, write it out and decorate it then deliver it to another family or take a photo to send to them. Here are some great promises you might like to choose.

Isaiah 40 v 29

Isaiah 41 v 10

1 John 1 v 9

2 Chronicles 7 v 14

John 3 v 16

Mark 11 v 24



A verse to remember

Psalm 86 v 5

Lord, you are kind and forgiving and have great love for those who call to you.

Try to learn this verse together, you could come up with some actions to help you remember it. Why not decorate the verse on a piece of paper or card together and put it up somewhere to remind you of it through the week?

Family Activity 2

How far can you stretch? God's love stretches wider than we can imagine – it stretches beyond our mistakes and in today's story God stretched out his love and provision to both Ishmael and Isaac.

Set up a marker – if you are outside you could use a chalk mark on the floor, or indoors use an object to mark your starting point. As a family see how far you can stretch – make sure you stay connected to one another, but see how far a distance you can cover working together.

If you have a tape measure why not measure how far your family stretched and challenge another family to see how far they can stretch!

Make sure you warm up first!



Helping Older Children

The world is full of hurting and angry people at the moment crying out for Justice. The story of Ishmael could easily be one of injustice – Sarah forces out Ishmael and Hagar, Hagar works as a slave and fears for the life of herself and her son.

You could use this story as a starting point for a conversation about Justice. Our God is a God of Justice – and God's love, mercy and provision are for all. God heard the cry of Hagar and responded. He hears our cries, our prayers and our thirst for Justice in this time as well.


Active Prayer

In a time when many are struggling to provide for themselves and their families it is good to pray to our God of provision. Just as there are many stories in the Bible of God multiplying food and providing for others why not pray while you prepare or eat food and ask God for his provision for your family and for those in your community.

Why not actively seek to share from your own provisions with those around you – drop off a meal for a neighbour, share some baked goods with another family, buy some extra goods and donate them to the foodbank.



A colouring page you could print and colour together









PSALM 86 V 5

LORD, YOU ARE KIND AND

FORGIVING AND HAVE

GREAT LOVE FOR THOSE

WHO CALL TO YOU.

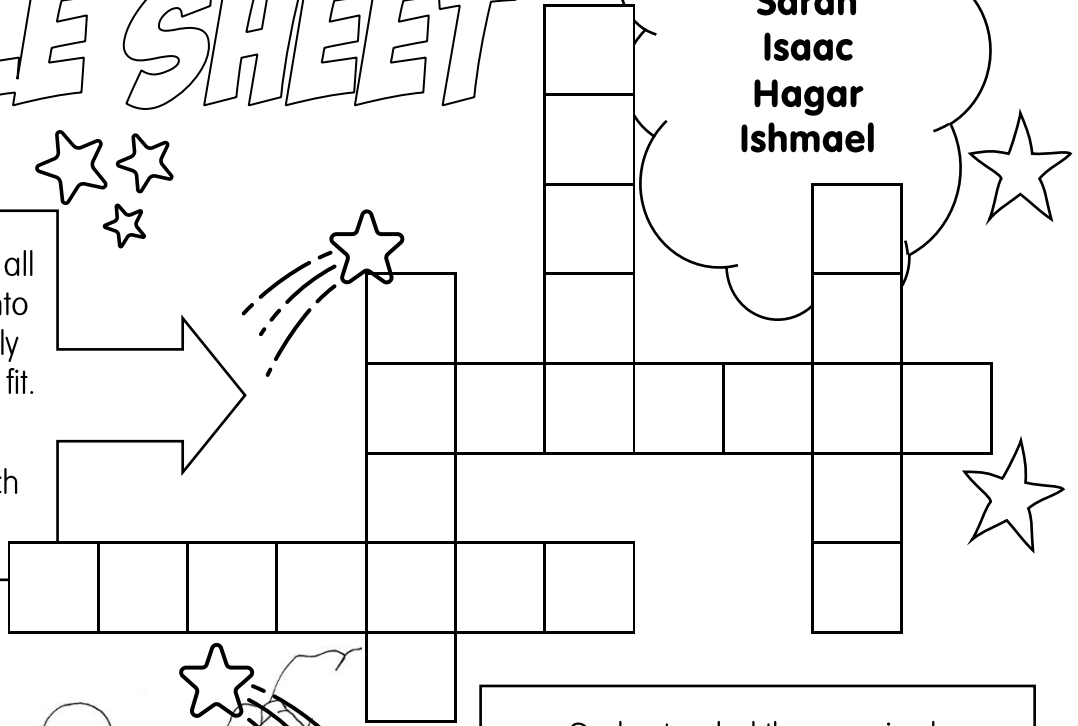


PUZZLE SHEET


Abraham
Sarah
Isaac
Hagar
Ishmael

Can you fit the names of all the people in the story into the puzzle? There is only one way that they will all fit.

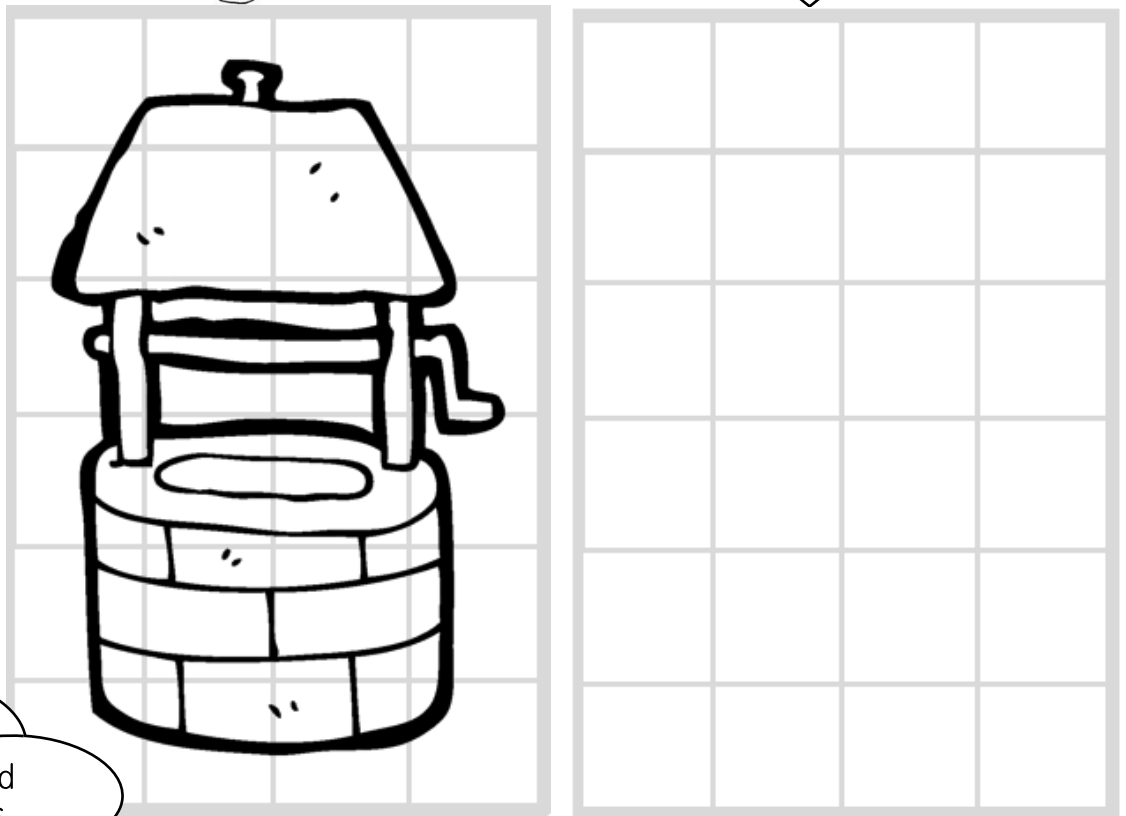
CLUE: try counting the number of letters in each name.



Which path should Hagar take to reach the well?



God extended the promise he had made to Isaac and also made it to Ishmael. Can you copy the picture on the left into the grid on the right?
Copy one square at a time!




God had promised Abraham that his descendants would be as many as the stars in the sky. How many stars can you find on this page?

There are 12 stars hidden on the page.
Path b leads to the well.



Together @ Home

Here are some activities you could do together as a family, begin with the story and then do as many or as few as you like, in any order.



Bible Passage

Today we will be exploring together, the story of God keeping his promises to Abraham.

You can find the story in your Bible in:

Genesis 22 v 1–18

Read the story together – choose a Bible translation or children’s story version which best suits your group.



A prayer to say together

Dear God,

Thank you for the story of Abraham being tested by God. Increase our faith so that we can trust you in difficult and challenging times. Help us to be obedient to you, knowing that you know what is best for us.

We pray for all those in our world having to make difficult choices – those in government and the those working in schools, churches, shops and hospitals. Give them wisdom as they make their decisions.

Amen

Discussion

A question for adults to ask children

How do you think Abraham felt when God asked him to sacrifice Isaac?

Abraham did not know that God was testing him, he would have really believed that God was asking him to kill his own son. It must have been a scary and worrying time – each step they took closer to the mountain must have filled him with dread, each thing they did to prepare for the sacrifice.

Abraham trusted in God and had faith – even though he didn’t understand why he was being asked to do it, he was obedient to God.

A question to answer together

What similarities can you find between this story and the story of Jesus?

This story is a picture of the sacrifice God himself would make in the New Testament, sending his son Jesus to die as an innocent sacrifice. We talk about Jesus as a sacrificial lamb.

In the Old Testament young lambs were sacrificed as an offering to God so that the sins of the people might be forgiven. Jesus was the ultimate sacrificial lamb, he died once for the forgiveness of the sins of everybody.

Family Activity 1

You will need: Pens, paper, craft materials

Decorate your own sheep together – if you have cotton wool in the house you might like to stick this on to make your sheep super fluffy. You could use the inside of a toilet roll as a starting point for a 3D sheep or make one on paper. There are some ideas below. Once you have finished why not take it in turns to hide the sheep around your house or garden and play a game of “hide and sheep!”





A verse to remember

Romans 6 v 23

The payment for sin is death. But God gives us the free gift of life forever in Christ Jesus our Lord.

This verse from Romans is a great summary of the gospel, it is often used to explain the Good News about Jesus to others. Just as God provided a lamb to Abraham so that Isaac did not have to die, God sent his son Jesus to die for our sins and to take the punishment that should have been ours.

Try to learn this verse together, you could come up with some actions to help you remember it. Why not decorate the verse on a piece of paper or card together and put it up somewhere to remind you of it through the week?

Family Activity 2

God wanted to test Abraham's faith – the Bible tells us in Hebrews 11 all about faith, it even mentions the story of Abraham. Faith means believing in something even though we cannot see it. Abraham had to believe and trust in God.



Think about trust together, set up an obstacle course, blindfold somebody and then guide them through the course using just instructions or the sound of your voice.

You could talk about how it feels having to trust somebody else to guide you and link this back to the discussion questions about how Abraham felt.

Active Prayer

Abraham trusted in God and was obedient to him even though what God was asking him to do was scary and challenging.

Our current situation as some lockdown restrictions lift might feel very similar, our actions and behaviours are being controlled by something we cannot see, and we are being asked to give up things we love and want to do.

Why not use the story of Abraham as a starting point to talk about trusting those with authority and demonstrating obedience even when this is challenging or upsetting to us? Write a list together of all those who you know are having to make difficult decisions about the things we do each day – leaders in government, schools, workplaces, shops and churches. Pray for them together asking God to help them make good decisions.

To help you think about what leadership is why not take it in turns to be the leader of the prayer time, call out one of the names and a prayer and everybody else must follow your lead and copy the prayer before saying Amen.




A colouring page you could print and colour together

The payment for sin is death.

BUT GOD GIVES US THE FREE
GIFT OF LIFE FOREVER
IN CHRIST JESUS,
OUR LORD.

ROMANS

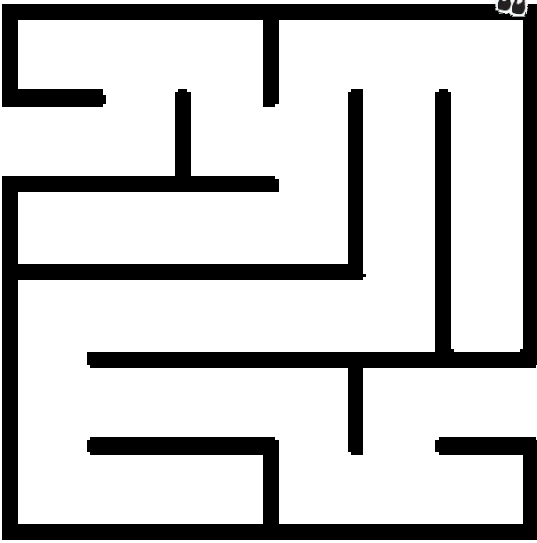
6 V 23



PUZZLE SHEET

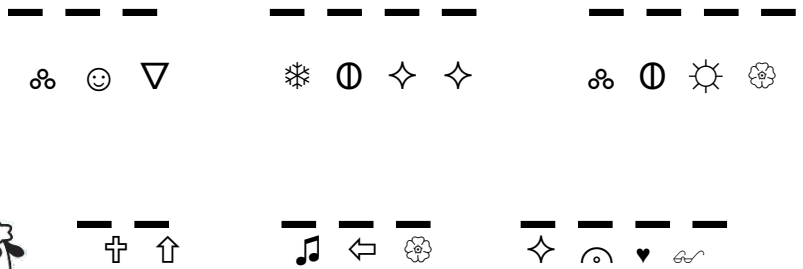
Abraham had to trust and obey God
- can you complete this maze with
your eyes closed?

Ask a family member to guide
you and talk you through
which way to go!



God sent a lamb to be
sacrificed instead of Isaac,
how many lambs can you find
hidden on this page?

Can you decode the message to
show what Abraham said to Isaac?



a	b	c	d	e	f
☺	☺	⊖	▽	☼	⊙
g	h	i	j	k	l
⊗	←	⊖	△	→	◇
m	n	o	p	q	r
♥	⊖	☺	→	✱	⌂
s	t	u	v	w	x
↑	♫	+	☼	✱	⌂
y	z				
↓	⊗				



Join the dots in order
to reveal a picture.

Then colour the
picture in.

There are 8 lambs
hidden on the page.

Together @ Home



Here are some activities you could do together as a family, begin with the story and then do as many or as few as you like, in any order.

Bible Passage

Today we will be exploring together, the story of finding a wife for Isaac

You can find the story in your Bible in:

Genesis 24

Read the story together – choose a Bible translation or children’s story version which best suits your group.



A prayer to say together

Dear God,

Thank you for the story of Isaac finding a wife. Thank you that you go before us and prepare good things for us in our lives.

Help us to trust in you and to ask you for help and guidance every day. Help us to listen to your voice and recognise when you hear and answer our prayers.

We pray for all those who may be feeling lonely during this pandemic that you would give them friends to support and comfort them.

Amen

Discussion

A question for adults to ask children

How did the servant know who was the right wife for Isaac?

The servant asked God for a sign so that he would know as well, who the right person was. The sign would be that the person Isaac was to marry would offer to get water not just for the servant but for his camels as well.

Why do you think this was a good sign? Perhaps because it showed that the person would go over and above to show kindness not just to the servant but to his camels too!

God had a plan for the descendants of Abraham, it would stretch all the way through Isaac to Jesus. God knew exactly who Isaac would marry from the beginning.

A question for children to ask adults

Can you think of a time when you knew that God had gone before you in a situation and made a way for you?

Family Activity 1

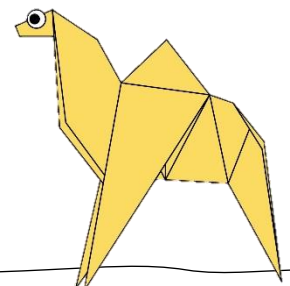
You will need: paper

Use the instructions on page three and four to fold your own origami camels just like the ones that appear in the story.

The folding is quite complicated so take your time – you might like to practice with some simple origami folding first and work up to the camel!

You can also watch a video of somebody else making the camel here:

<https://www.youtube.com/watch?v=HQBfDxlEcg>





A verse to remember

Matthew 11 v 28

**Come to me, all of you who are tired and have heavy loads,
and I will give you rest.**

The servant in the story was nervous about finding the perfect wife for Isaac but he didn't need to be – God had already gone before him and made a plan. All the servant had to do was sit and wait, trusting in God. Why not spend some time giving your worries to God this week and trusting him to take care of things for you.

Try to learn this verse together, you could come up with some actions to help you remember it . Why not decorate the verse on a piece of paper or card together and put it up somewhere to remind you of it through the week?

Family Activity 2

You will need: non-breakable cups (the same size) or spoons, bowls or buckets, measuring jug

Have a water race . Using a jug, measure out water into two bowls or buckets at one end of your garden or wherever you choose to race. Those racing have 1 or 2 minutes to transport a much water as possible from their container to another one at the opposite end of the course.

Use spoons if you want to make the challenge really hard or cups/eggcups to make it slightly easier. At the end of the time use the jug again to see who has transported the most water.



Active Prayer

God had a plan for the life of Isaac, it was all part of his big plan to send Jesus be a saviour for all people. Every step of the path had been planned out including finding a wife for Isaac. Why not take time drawing out a family tree together – take a moment to pray for each person in your family as you add them to the family tree.

Say a thank you prayer for all those who have gone before you.

Pray a blessing prayer over the future of all those who are still with you.



Helping Older Children

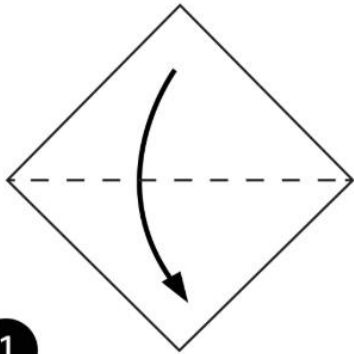
With so much upheaval in recent months many children are finding that their immediate future looks very different than expected. Year 6s are missing their final weeks of primary school, some secondary age children are missing the exams they had prepared for.

Why not write a list of events or moments that you have missed or lost because of lockdown? Give them to God and ask him to give you peace over the loss.

Ask God to help you trust in his promise that He has good plans for your future and that you would find comfort in Him.

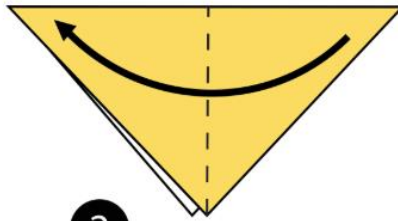
How to fold an origami Camel

Visit origami.me/camel/ for more help on how to make the folds.



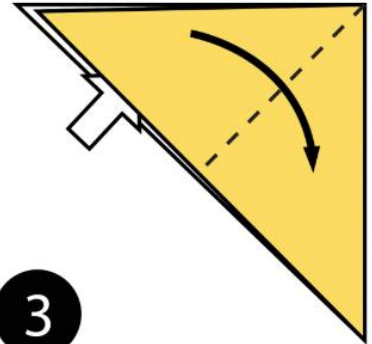
1

Step 1) Fold the paper in half.



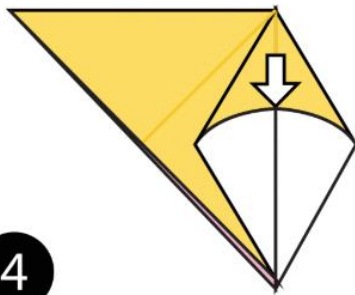
2

Step 2) Fold the paper in half again.



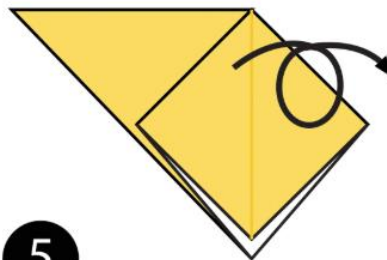
3

Step 3) Open the top flap of paper over to the right.



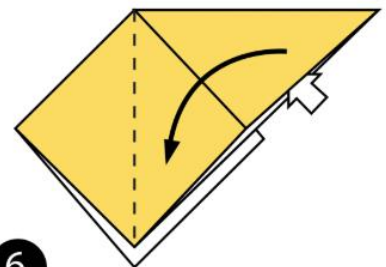
4

Step 4) Squash Fold this flap down.



5

Step 5) Turn the paper over.



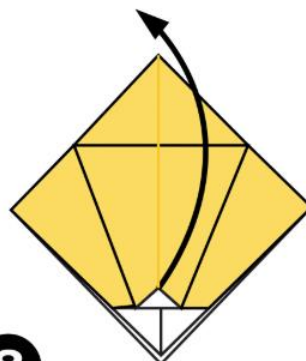
6

Step 6) Open the top flap of paper over to the left and Squash Fold it down.



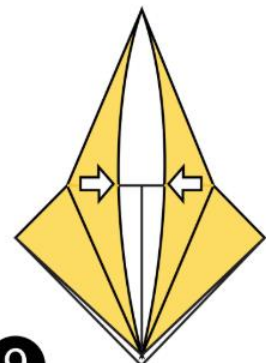
7

Step 7) Fold and Unfold the sides and the top along the dotted lines. You'll use these creases in the next step.



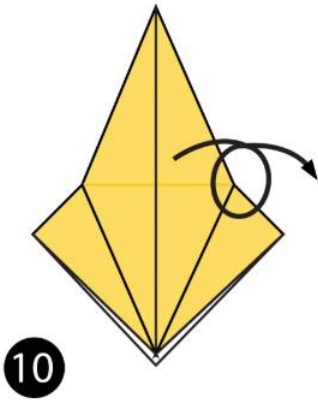
8

Step 8) Open up the top layer of paper and fold it up using the crease from the previous step.

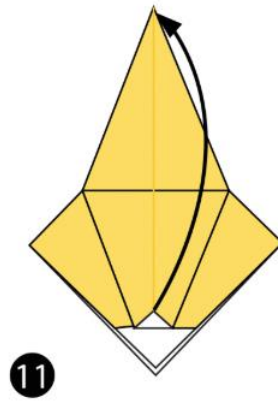


9

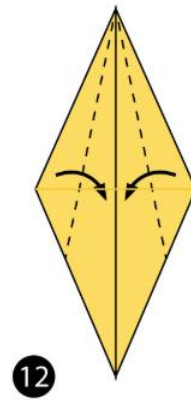
Step 9) Fold in both sides along the existing creases making a Petal Fold.



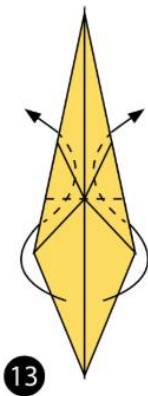
Step 10) Turn the paper over.



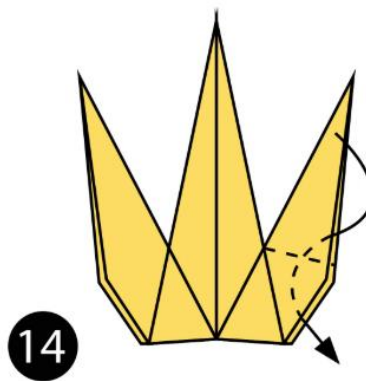
Step 11) Repeat steps 7-9 on this side.



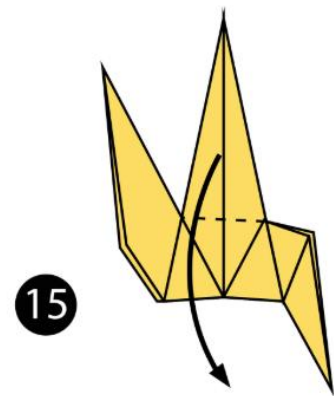
Step 12) Fold both sides to the centre along the dotted lines. Then repeat on the other side.



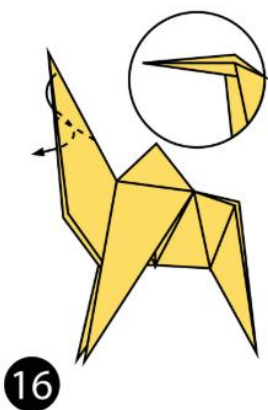
Step 13) Inside Reverse Fold up both sides of the paper just like in a paper crane.



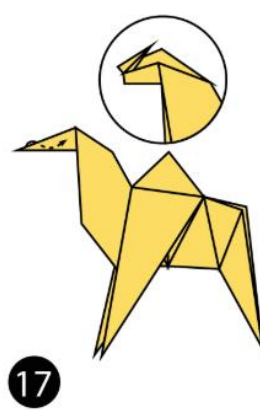
Step 14) Reverse Fold the back part down to make the back legs.



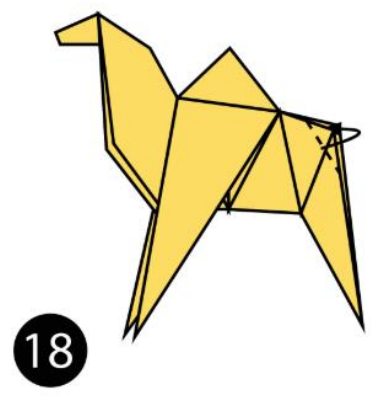
Step 15) Fold the top flap of paper down and repeat on the other side to make the front legs.



Step 16) Reverse Fold the tip down to make the head.

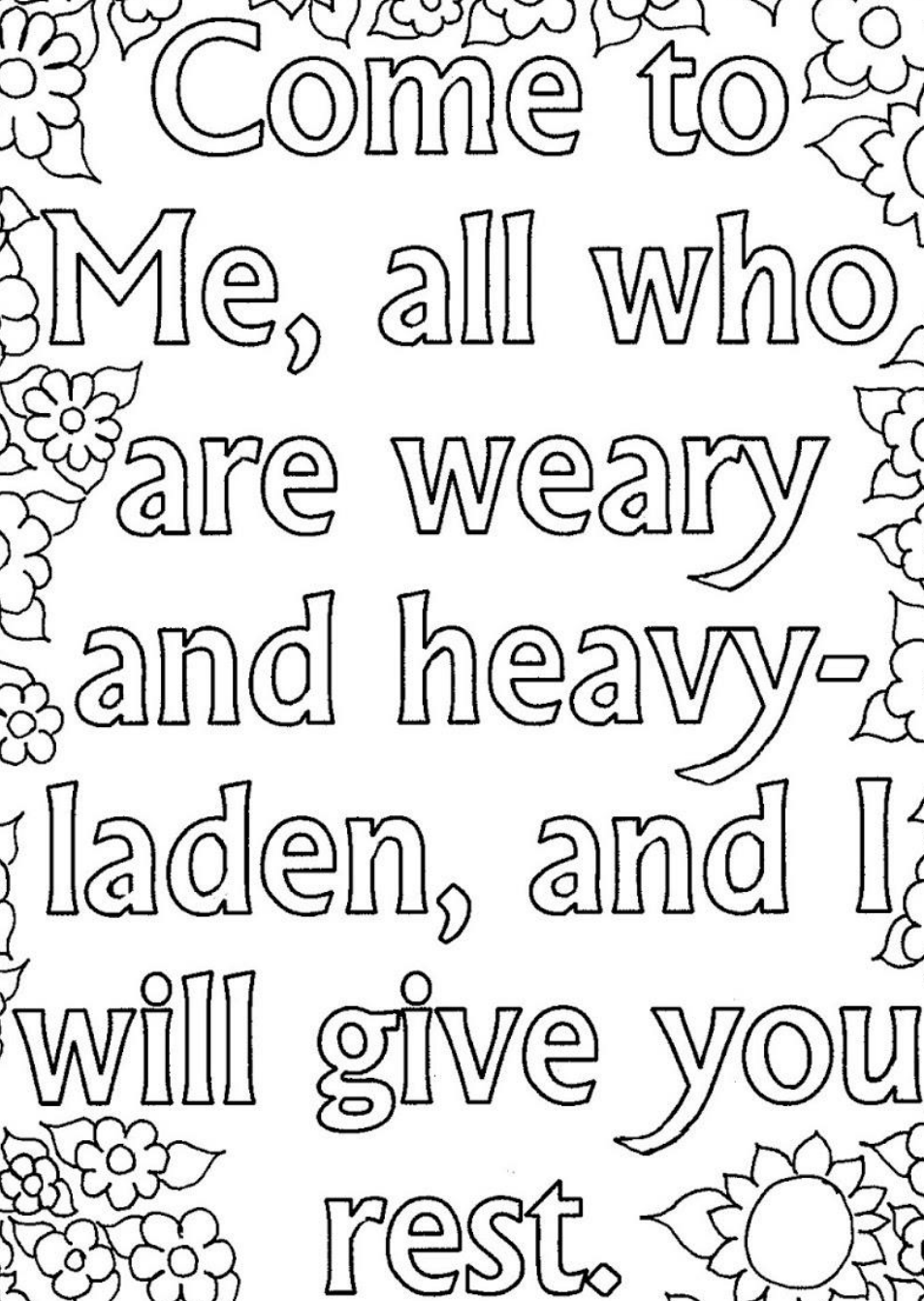


Step 17) Inside Reverse Fold the tip of the head.



Step 18) Fold the back of the leg inside the model along the dotted line. Repeat on the other side.

A colouring page you could print and colour together




Come to
Me, all who
are weary
and heavy-
laden, and I
will give you
rest.

Matthew 11:28

PUZZLE SHEET

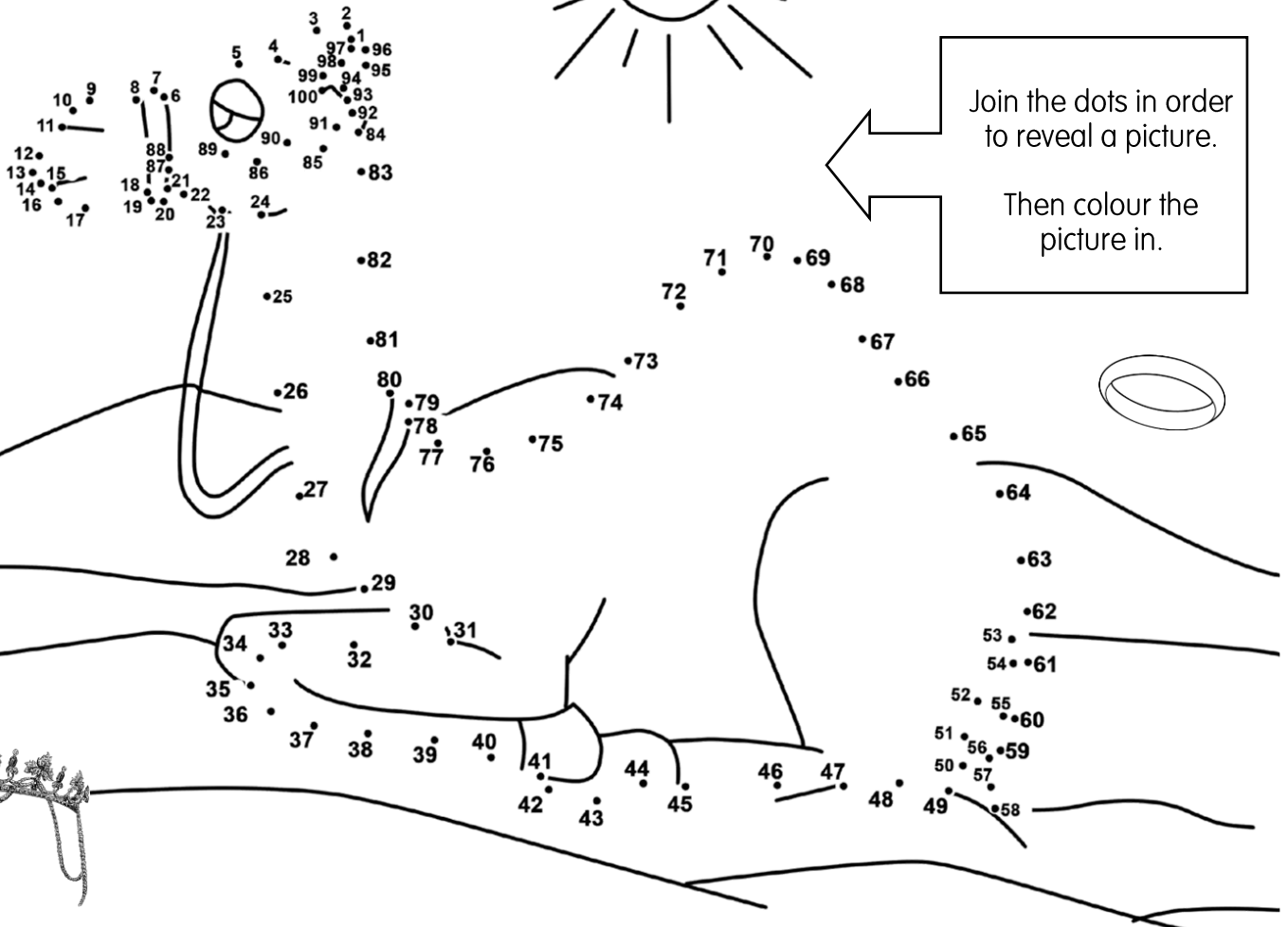
The servant brought jewellery
Isaac's new wife can you find
the 5 items hidden on this
page?

Which is the correct
wife for Isaac? Only
one of the lines from
the servant reaches
another person.



Join the dots in order
to reveal a picture.

Then colour the
picture in.



Together @ Home

Here are some activities you could do together as a family, begin with the story and then do as many or as few as you like, in any order.



Bible Passage

Today we will be exploring together, the story of Jacob and Esau

You can find the story in your Bible in:

Genesis 25:19–34

Read the story together – choose a Bible translation or children’s story version which best suits your group.



A prayer to say together

Dear God,

Thank you for the story of Jacob and Esau which reminds us that we are all different and unique. Thank you that even though you created us all to be different your love for all of us is the same, we are all precious to you.

We pray for those who are apart from their families during lockdown and who miss being able to spend time together. We pray that they would find ways to connect and feel loved.

Amen

Discussion

A question for adults to ask children

What differences can you find between Jacob and his twin Esau?

Jacob and Esau may have been twins but they were different, even when they were newly born you could spot the difference – the Bible says that Esau was very red and had lots of hair when he was born.

Esau loved to spend time outdoors hunting while Jacob preferred to spend time at home. Isaac loved to eat the animals Esau hunted while Rebekah loved that Jacob spent time with her in their tents.

We are blessed that Father God loves everybody in the world equally, we are all his favourites!

A question for children to ask adults

What is something about me that you love?

Spend some time recognising and sharing the things that make your children special to you.

Family Activity 1

You will need: paper, pens, craft materials

What is it that makes your family unique and special? Why not design a family crest together.

You could include things that you like to do as a family together or divide it into sections that reflect each member of your family and the things that make them unique.





A verse to remember

I praise you because you made me in an amazing and wonderful way.

Try to learn this verse together, you could come up with some actions to help you remember it. Why not decorate the verse on a piece of paper or card together and put it up somewhere to remind you of it through the week?

Why not spend some time looking in a mirror and thanking God for all the different things about you that make you special and unique!

Family Activity 2



You will need: Scarves, a timer


When Jacob and Esau were born Jacob was holding on tight to Esau's heel! Connect yourselves together and have a family three-legged race. Use a scarf to tie two people together by the ankle, then make them complete the course. If you have space, have a race across a room or garden. If you have an odd number of people in your family, you can take it in turns and time how long each pair takes.

If you have limited space, why not set yourself a challenge of an activity of route around the house to complete whilst connected together.

Active Listening

Each one of us is different and unique. The Bible tells us that God knows everything about us right down to the numbers of hairs on our heads.

Why not set aside some time to practice listening to God together – ask God to speak to you about some of the unique and special things He loves about you.



Remember that God can speak to us through feelings, pictures in our heads, words or dreams. God can also use us to speak to others, ask God to give you a message of encouragement for somebody else in your family.

Red Stew Challenge

In today's story Esau gave up his birth right to Jacob in exchange for a bowl of Red Stew. Why not create your own red stew family recipe to cook together.

Use tomatoes, red pepper, chilli or other red vegetables to flavour your meal.

If you like spicy dishes you might like to try cooking a traditional Nigerian Red Stew which uses hot peppers to give it flavour.



A colouring page you could print and colour together

Today's colouring page comes from JoDitt. Visit <http://joditt.com/free-christian-coloring-pages-adults/> for more free colouring pages.



PUZZLE SHEET



Can you find all these red foods hidden in the word search?


Each of us is different, unique and special to God. Draw your own self portrait in this frame!

How many stew pots can you find hidden on the page?


s r
 t y e u
 r o j d o l
 a v m e v z b h
 w w g a b e e d a o
 b c x w t a l t x d r u
 e c h k v o x v z k g v v v
 r g n f l u y e e h w x j x c k
 r z p m q k n r t t u t u x h k j b
 y s e b r t k w r o c o a p i e q x z s
 k r r a d i s h e a a y f l t g b w w j
 n r i u a j o b k k y l c f j e e z
 u e i h u z n v e i h f m e e l
 v b f g i a g y u z r f t h
 d p y d r d p y i o p j
 e s k c c v o j o j
 u a y q k d t y
 x r w m a r
 z t t r
 o p



- tomato
- raspberry
- strawberry
- radish
- chilli
- sweet potato
- cranberry
- ketchup
- red velvet cake




Can you find 7 differences between these two pictures of Jacob and Esau?



Together @ Home

Here are some activities you could do together as a family, begin with the story and then do as many or as few as you like, in any order.




Bible Passage

Today we will be exploring together, the story of Jacob's ladder

You can find the story in your Bible in:

Genesis 28 v 10–22

Read the story together – choose a Bible translation or children's story version which best suits your group.



A prayer to say together

Dear God,

Thank you for the story of Jacob and the dream of the ladder to heaven. Thank you that you always keep your promises and are with us wherever we go.

Help us to recognise and remember that you are our provider and to demonstrate gratitude in our lives.

We pray for those who don't know you and are worried about having the things they need. Give them faith and a relationship with you, God our provider. Amen

Discussion

A question for adults to ask children
How did Jacob feel in the story?

At first when Jacob wakes up from his sleep, he feels afraid! The vision that he has seen of the ladder, the angels and God frightens him.

There is another feeling that Jacob shows at the end of the story too and that is gratitude. Jacob speaks of how he needs God to go with him and provide for him, he promises that whatever God gives him that he will give an offering of one tenth of it back to God.

A question for children to ask adults
What are some of the ways you give to God?


When we recognise the goodness of God in our lives we want to respond and give back to God – we can do that through our offerings, worship, time and service.

Family Activity 1

Jacob chose to give 10% of what God gave him back to God as an offering. Tithing (giving 10%) helps us to remember that everything we have comes from God.

Why not make a money box together, or decorate some containers or jars and think about giving as a family. The sheet on page 3 may be useful to help your child think about how they can bring an offering.





A verse to remember

Psalm 139 v 5

You are all around me—in front and in back— and have put your hand on me.

Jacob was shocked when he woke from his dream, he was scared that he had fallen asleep in a special Holy place. But we know that God is with us wherever we go. Psalm 139 reminds us that there is nowhere we can go where God is not with us.

Try to learn this verse together, you could come up with some actions to help you remember it . Why not decorate the verse on a piece of paper or card together and put it up somewhere to remind you of it through the week?

Climb the ladder challenge

The ladder that Jacob saw went right up to heaven and God. There are many things we can do to draw closer to God ourselves. Why not take on the ladder challenge and see if you can complete each of these activities together as a family.

Why not write out the activities and put them on the steps in your house or the bannister to remind you to keep drawing closer to God each day.

Learn a memory verse

Learn a verse from the Bible by heart so you can draw on it and remember it later.

Read your Bible

Find and read the a story in the Bible
Ask Holy Spirit to help you understand the story and to learn from it how to live right for God.

Pray and Listen

Spend some time talking to God in prayer, remember to listen for God's voice and answer to your prayers.

Worship

Spend some time creatively worshipping God, sing a song, dance around, create some art...whatever you do, do it for God!

Wait on God

Spend some time just waiting in God's presence. Just like Jacob ask God to help you feel Him near you and to show you more of what He is like.

What other ways can you think of to draw close to God?

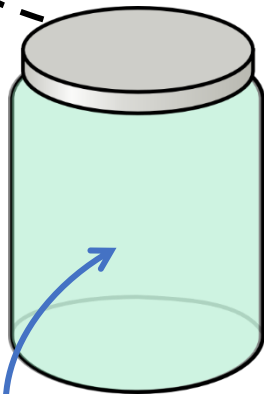


God loves a cheerful giver – helping your child bring an offering to God

Pocket money

Pocket money is the first experience many children have of stewarding finance and it is the perfect opportunity to teach how we can use our money to honour God.

Using money jars is one way to help your child think about what they will do with their pocket money. Consider giving ten 10p coins instead of a pound so that the money is not in one lump but can be divided up.




80% Spending

You don't **have** to spend it all at once of course 😊.


10% Church Offering

In the Old Testament God's people were required to give a tithe of everything they had to God. Although we are free from the laws of the Old Testament giving a regular offering is a way of acknowledging that God has provided all we have and saying thank you.



10% Saving

Setting aside savings perhaps to save for a much wanted item or to form the basis of a future bank account is a good way to develop the concept of saving and being a good steward.



Remember:

Bringing an offering is a personal act between you and God. The money being placed in the offering must be the property of your child; whilst giving them 20p out of your purse on a Sunday to place in the offering may make them feel involved it is not a heartfelt act for the child. Giving an offering must also be a personal choice, if your child chooses not to give an offering this is between them and God no matter how much you encourage them, the choice must ultimately be their own.

Promise Offerings

Children who do not receive pocket money, have forgotten their offering on a Sunday or who want to give something extra might choose to give a promise offering to God. They can write or draw an activity that they promise to do for God during the week.

1. Find a piece of paper

Any piece of paper will do but remember this is a gift to God – you can always ask for a piece of paper and a pen to use on a Sunday rather than use a scrap dug from the bottom of a bag.

2. Write or draw a promise

This could be as simple as "I promise to read my Bible this week" or something related to a behaviour – "I promise to be kind and generous to my family this week."

3. Place the promise into the offering basket

Present your promising offering just as you would a pocket money offering.

A colouring page you could print and colour together

You are all around me

in front and in back

and have put your hand on me




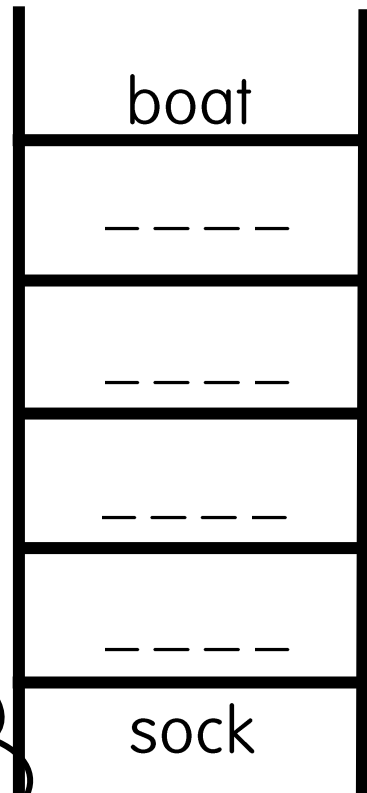


Psalm 139 v 5

PUZZLE SHEET

Complete the picture by drawing the dream that Jacob had.




Can you fill the gaps and complete the word ladder?



Join the dots in order to reveal what Jacob saw going up and down the ladder.

Together @ Home



Here are some activities you could do together as a family, begin with the story and then do as many or as few as you like, in any order.

Bible Passage

Today we will be exploring together, the story of Jacob being tricked.

You can find it in your Bible in:

Genesis 29 v 15–29

Read the story together – choose a Bible translation or children’s story version which best suits your group.



A prayer to say together

Dear God,

Thank you for the story of Jacob and his love for Rachel. Help us to be patient like Jacob and to be willing to work hard for the things that are important.

Help us to forgive those who treat us badly and to demonstrate your love and forgiveness to others.

We pray for those who are being kept from their loved ones by the pandemic that they would find ways to connect and share their love with one another.

Amen

Discussion

A question for adults to ask children

How long did Jacob have to work and wait to marry Rachel?

Jacob worked for Laban for seven years so that he could marry Rachel but then he was tricked into marrying Rachel’s older sister Leah. Then Jacob waited and worked another seven years to marry Rachel.

Fourteen years is a long time to wait for something, Jacob and Rachel really loved each other. They would have needed to be patient, longsuffering, showing perseverance and forgiveness to Rachel’s father for what he had done.

A question for children to ask adults

What is the longest you have ever had to wait for something?

Family Activity 1

You will need: Cushions and a timer

Jacob was patient and focussed, he was willing to wait a long time to marry Rachel, but he kept his eyes fixed on his goal and persevered.

Play a balancing game, everybody must balance on one leg with a cushion balanced on their head. See who can stay balanced for the longest. You might find that keeping your eyes on a fixed point will help you to concentrate.

If you are finding it too easy add more cushions or even cuddly toys to the pile on your head.

How steady and patient can you be? Can you persevere and keep going for the longest?





A verse to remember

Romans 8 v 38–39

Yes, I am sure that neither death, nor life, nor angels, nor ruling spirits, nothing now, nothing in the future, no powers, nothing above us, nothing below us, nor anything else in the whole world will ever be able to separate us from the love of God that is in Christ Jesus our Lord.


Jacob must have felt so disheartened when he discovered he had been tricked, but he persevered because of how much he loved Rachel. God's love for us is one that perseveres, nothing can get between us and the love of God that was demonstrated through Jesus.

Try to learn this verse together, you could come up with some actions to help you remember it or decorate the verse on a piece of paper or card together and put it up somewhere to remind you of it through the week.

Family Activity 2

You will need: paper/card, pens, craft materials

Why wait till Valentines day to tell somebody you love them? Create a card or write a letter to tell somebody else in your family how much you love them. Don't forget to tell them some of the things about them that you love the most.



Active Prayer

Today's story teaches us a good lesson about Perseverance – Jacob was willing to keep working for another seven years so that he could marry Rachel. The Bible tells us that we should persevere in prayer and not give up, like the widow that Jesus spoke about in Luke 18.

This week why not pick somebody to persevere in prayer for. Complete this head to toe prayer activity every day for a week focussing on just one person.

Put your hands on your head

Pray for their mind that they would know God and learn more about Him today.

Put your hands on your heart

Pray that they would know God's love in their heart and love others today.

Put your hands on your feet

Pray that God would guide their steps today and be with them wherever they go.

Stretch up as high as you can

Pray that they would grow in faith today.


Stretch out as wide you can

Pray that they would be a blessing to all those around them.



A colouring page you could print and colour together

Yes, I am sure that neither



death, nor life,



nor angels, nor ruling spirits,
nothing now,

nothing in the future,

no powers, nothing above
us, nothing below us,


nor anything else
in the whole world



will ever be able to separate
us from the love of God that
is in Christ Jesus our Lord.



Romans 8 v 38-39



Puzzle Sheet

Which bride is which?
Can you match the
statements to the
correct bride?

Leah

I was the younger sister.
Colour my roses red



I was married first
Colour my roses yellow

Jacob loved me most
Draw me a necklace

I had poor eyesight
Draw me glasses

*When you have
matched all the
statements
colour the rest of
the picture
however you
would like.*

Rachel





Which path should
Jacob take to find the
bride he wanted to
marry?



a.

b.

c.



Together @ Home



Here are some activities you could do together as a family, begin with the story and then do as many or as few as you like, in any order.

Bible Passage

Today we will be exploring together, the story of Jacob wrestling God.

You can find it in your Bible in:

Genesis 32:22-31

Read the story together – choose a Bible translation or children’s story version which best suits your group.



A prayer to say together

Dear God,

Thank you for the story of Jacob wrestling with God to receive a blessing. We thank you that even though we sometimes go through difficult or challenging times you have good plans for us and our future.

We pray for those who know you but are struggling with their faith that they would have a face to face encounter with you and experience your blessing.

We pray for those who do not yet know you that they would hear and respond to the Good News of your love.

Amen

Discussion

A question for adults to ask children

What was Jacob’s new name and what did it mean?

Jacob was given a new name ‘Israel’ meaning “struggles with God” – it is from Jacob and his twelve sons that we get the twelve tribes of Israel. The story of the Israelites and their struggles with God is found throughout the Old Testament.

A question for children to ask adults

Can you think of an incident in your life which changed you forever?


Jacob really wanted a blessing from the stranger and that is why he kept wrestling through the night but it came at a cost. The stranger damaged Jacob’s hip and Jacob limped for the rest of his life. Sometimes we have to go through difficult times to become the people that God wants us to be.

Family Activity 1


It’s time for your own family wrestling championship. Hold an arm-wrestling tournament to see who is the strongest.

Grip palm to palm and make sure that elbows remain on the table at all times.

If one family member is much smaller than others you could give them a head start by lettering them use both hands!



A verse to remember



Psalm 17 v 3

I call to you, God, and you answer me.

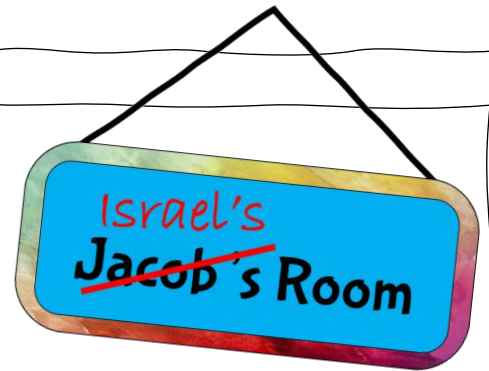
Jacob had to wrestle to receive a blessing from God, but all we have to do is ask. This verse reminds us that when we call out to God in prayer, he hears us and answers.

Try to learn this verse together, you could come up with some actions to help you remember it or decorate the verse on a piece of paper or card together and put it up somewhere to remind you of it through the week.

Family Activity 2

You will need: paper/card, pens, craft materials

God gave Jacob a new name, you might like to look up what your own name means or talk with your children about why you chose their names.



Use any craft materials you have in the house to make and decorate your own name sign as individuals or as a family. You could put them up on bedroom doors or make a big sign to hang somewhere in the house with your family name on it. You could include objects or pictures that remind you of what the name means.

Active Prayer

Jacob made asking God for a blessing into a wrestling match! Let's do some wrestling blessing of our own.

You will need a partner. Take it in turns to be the blessing pray-er. Grip each others fingers leaving your thumbs free to wrestle. Try to trap your partners thumb with yours, for as long as you are trying to trap it you must pray an encouraging blessing over the other person. You can only stop and say AMEN when you have trapped their thumb under yours. Once you have prayed a blessing over

your partner swap, this time they must try to trap your thumb while they pray a blessing over you.



Helping Older Children

Jacob's life story is one that is full of struggles. From his early fights and arguments with his brother, to his mistreatment by Laban and finally this – wrestling with God.

We will all experience struggles and challenges in our lives sometimes from people we are close to like family and friends. We may also struggle and wrestle with our Faith in God.

Reassure children that this is normal, and that it is alright to have questions and doubts in our lives. We don't need a physical fight with God to put things right, but we can come to Him in prayer and ask for help and reassurance.

A colouring page you could print and colour together


PSALM 17 V 3

I call to you, God,
and you answer me.



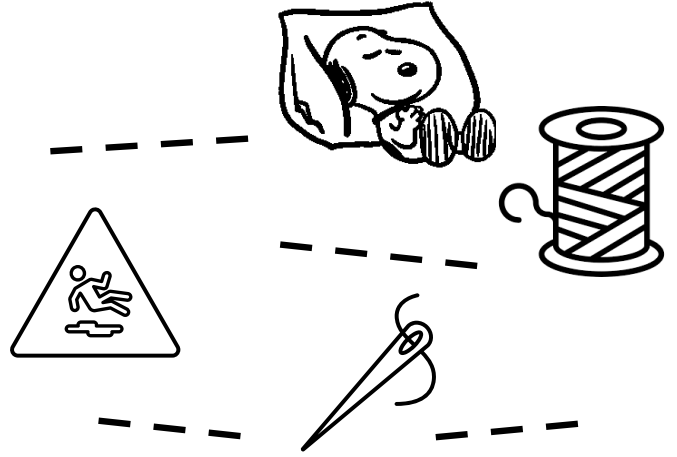
Puzzle Sheet

Jacob was given a new name – colouring in only the spaces with dots in to reveal it.



Can you work out the missing words? Each one is made from the letters of the word **WRESTLE**.

Can you find the 8 differences between the two pictures of Jacob wrestling the stranger?



Together @ Home



Here are some activities you could do together as a family, begin with the story and then do as many or as few as you like, in any order.

Bible Passage

Today we will be exploring together, the story of Joseph the dreamer.

You can find it in your Bible in:

Genesis 37

Read the story together – choose a Bible translation or children’s story version which best suits your group.

To explore the whole story of Joseph why not use this summary video:



<https://www.youtube.com/watch?v=NQ7wLTBnF84>



A prayer to say together

Dear God,
Thank you for the story of Joseph the dreamer, thank you that just like Joseph you have exciting plans for our futures.

Help us to listen to you and recognise when you are speaking to us. Help us to trust you and learn the lessons you have for us. We pray for the world that they would trust you to bring them through these difficult times.

Amen

Discussion

A question for adults to ask children

What was the meaning of Joseph’s dream?

Joseph had a dream that one day he would be so important that everybody would have to bow down to him including his own family. When Joseph first had the dream, he was very young and showed off about what God had told him. He had no idea of the journey he would have to go on and the lessons that God would teach him on the way. When Joseph’s dream finally came true, he was a much more humble person who had learned to trust God through some really difficult times. We will learn about that next week.

Some questions for children to ask adults

What is the longest journey you have ever been on?

What is the most important lesson you have ever been taught?

Family Activity 1

Joseph’s brothers were jealous because their father Jacob had given him a special multi-coloured coat.

Hold a family fashion show! Give everybody a makeover and search in your wardrobes to create some crazy new outfits! Who can create the most multi-coloured outfit? Whose outfit is the craziest! Will you choose your own outfit or be brave and let somebody else pick for you?

When you are in your outfits why not hold your own family photo shoot to capture your new looks!

This could be a good opportunity to have a wardrobe clear out and find some clothes you could donate or pass on to somebody else.





A verse to remember

Romans 10 v 15
**How beautiful are the feet of those
 who bring good news!**

Joseph knew something amazing about his future and God's plans for him, but when he shared the news with his brothers they were jealous. We know that God has great plans for not just our futures, but the future of all those who hear and respond to the Good News of Jesus. How great to be able to share the Good News and hope with others.

Try to learn this verse together, you could come up with some actions to help you remember it or decorate the verse on a piece of paper or card together and put it up somewhere to remind you of it through the week.

Family Activity 2

You will need: paper/card, pens, craft materials

When I grow up I would like to be? Spend some time talking about what dreams your family have for their own lives. Why not draw a picture of yourself in your dream job or visiting somewhere you have always dreamed of going.

You could get creative with collaging and combine photos of yourself with pictures of places or jobs.



Active Prayer

Joseph was given a multicoloured coat to wear by his father. In those times finding different colours to dye the fabrics would have been expensive, a coat with so many colours would have been very precious. Why some items of each colour in a bowl or container and take it in turns to have a lucky dip praying till you have used up all the items.

Or cut and fold yourself a cardboard cube, make each side one colour. Roll it to decide what to pray.

Red

Pray and ask God to show you more of his Father's love.

Orange

Pray and ask God to speak to you about his plans for your future.

Yellow

Pray and ask God to help you understand more of the hope we have in Jesus.

Green

Pray and ask God to help you not to be jealous like Joseph's brothers.

Blue

Pray and ask God to fill you with the Holy Spirit.

Purple

Pray and thank God that we are his children – royal sons and daughters of the King!

A colouring page you could print and colour together

ROMANS 10 v 15

HOW BEAUTIFUL
ARE THE
FEET
OF
THOSE
WHO
BRING
GOOD
NEWS!






PIZZLE SHEET

Joseph had an amazing multi-coloured coat. What do you think it would have looked like?

Can you help Joseph find his way to the centre of the pyramid?

How many pyramids can you see on this page?



- Dan
- Levi
- Gad
- Reuben
- Simeon
- Naphtali
- Issachar
- Asher
- Zebulun
- Benjamin
- Judah

Can you find the names of all 11 of Joseph's brothers in our pyramid word search?

L O
 W O
 T L L C
 G R F Y
 O R Y T L D
 Z P I B Q A
 A S H E R N N D
 G S J N A J M M
 S Y Z E B U L U N J
 B I R U M U B E A A
 T S Y M M D Y C L Z N S
 J Y D N E Y Q M M R E V
 Y E U A U H O F L C S B G E
 W H P D E P Z N C C D U B F
 O A H X N A E W E Q I W E M H A
 G T P G S R H Z Z V V G R A L G
 D A O J E U L X F S L G J O P A X L
 L M E M T T E S L R A H C A S S I L
 I R L H N R H V Z X D L O G P I E V A P
 F P F F M Q S I R D L B E N J A M I N L

Joseph's story is full of dreams – draw one of your dreams for the future in the bubble below.



Together @ Home



Here are some activities you could do together as a family, begin with the story and then do as many or as few as you like, in any order.

Bible Passage


Today we will be exploring together, the story of Joseph's dreams coming true!

You can find it in your Bible in:
Genesis 45 v 1–15

Read the story together – choose a Bible translation or children's story version which best suits your group.

To explore the whole story of Joseph why not use this summary video:

<https://www.youtube.com/watch?v=NQ7wLTBnF84>



A prayer to say together

Dear God,
Thank you for the story of Joseph's dreams coming true! Thank you that even though we may go through difficult times we can trust in your promises and plans for our lives. Help us to be like Joseph and see the tough times as opportunities to grow.

We pray for families in the world who are struggling or facing difficult times that they would know your care and provision.
Amen

Discussion

A question for adults to ask children

What differences can you see between Joseph and his brothers in this part of his story compared with last week (Genesis 37)?

In this passage we read that the brothers were afraid of Joseph – what a change from the jealous brothers who threw him in a pit and sold him as a slave. Joseph's dream of them all bowing down before him had come true.

But Joseph had changed as well, he is not showing off but humble. He knows that it is only because God has been with him and guided him that he has got to where he is. He does not blame his brothers for sending him to Egypt but instead sees it as part of God's plan for his life.

Some questions for children to ask adults

Can you think of a difficult time in your life which you now look back on as a good and positive learning experience?

Family Activity 1

You will need: a timer/clock


God gave Joseph a dream, but he had to wait and trust in God's timing before the dream came true. Do you remember the minute game we played a few weeks ago?

Why not play again and see if you have got any better at guessing when a minute is up?

One person has a clock or phone timer, this person tells everybody when to begin.

Everybody else must stand up, they must sit down when they think a minute has passed – they are not allowed to cheat by looking at a watch or clock. Once everybody has sat down the person watching the timer should say who was closest.





A verse to remember

Romans 11 v 29

God never changes his mind about the people he calls and the things he gives them.

Joseph went through many difficult challenges between the time when he first dreamed about his brothers bowing down to him and the time that his dream came true. He was enslaved and imprisoned, he was taken to a foreign land and finally given huge responsibility and power. I wonder if Joseph remained confident that his dream would come true or did he sometimes think that God had forgotten or abandoned him. This verse in Romans reminds us that God's promises and plans for us do not change.

Try to learn this verse together, you could come up with some actions to help you remember it or decorate the verse on a piece of paper or card together and put it up somewhere to remind you of it through the week.

Family Activity 2

You will need: A cup!

Joseph hid a silver cup in the sack of his youngest brother, Benjamin (Genesis 44). It was a trap to see if his brothers had really changed. Take it in turns to hide a cup or other object around the house. The person who has hidden it could give clues or say "warmer" or "colder" to help everybody else find it!



Active Prayer

You will need: Paper and pens

Joseph was given a dream by God of what his future would look like. When he heard Pharaoh's dream, he understood that it was a picture of what was going to happen in Egypt in the years to come – seven years of plenty followed by seven years of famine.

Our prayer for the world is that God's kingdom would come... we can imagine what that would look like as we pray.

Draw your own pictures of what you think the world would look like if everybody in it accepted God as their King and allowed God's power to rule in their lives.



Family Activity 3

God can speak to us through our dreams just as he spoke to Joseph. Why not make some time over breakfast this week to share with one another what you have dreamed about?

You could pray before bed and ask God to speak to you in your dreams and help you remember what you dreamed about.




Helping Older Children

So many of our dreams and plans for this year have been stopped or put on hold by the Pandemic. Why not help Older Children to make a list of the dreams and plans they have not seen happen during this time.

Spend some time sharing and praying together, thanking God that his promises do not change and asking God to help you trust him through these difficult times just like Joseph did.

A colouring page you could print and colour together

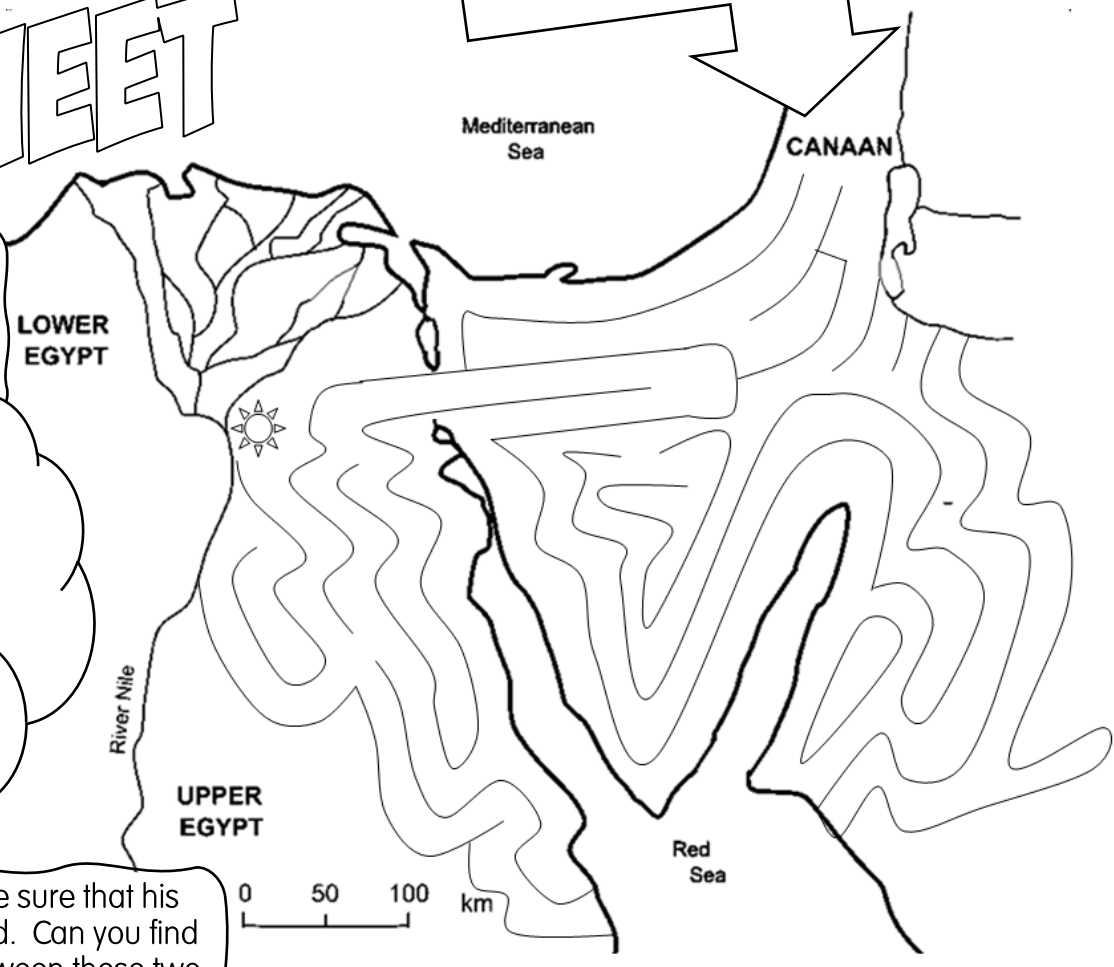

Thank you to Krista Hamrick for allowing us to share her beautiful Joseph colouring sheet this week. You can buy more of her colouring sheets on her Etsy shop <https://www.etsy.com/uk/shop/KristaHamrick> including a gorgeous colouring sheet covering the whole life of Joseph.



PUZZLE SHEET

Joseph's brothers had to travel all the way from Canaan to Egypt where Joseph was. Can you find a path from Canaan all the way to the ☀ in Egypt?

Can you remember what Joseph dreamed at the beginning of the story? Draw it here:



Joseph wanted to be sure that his brothers had changed. Can you find the 12 differences between these two pictures?

